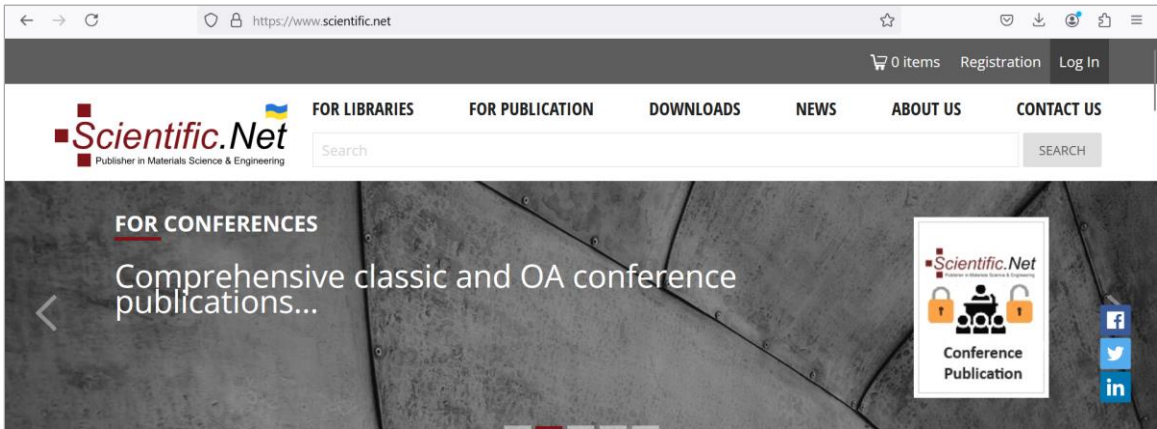


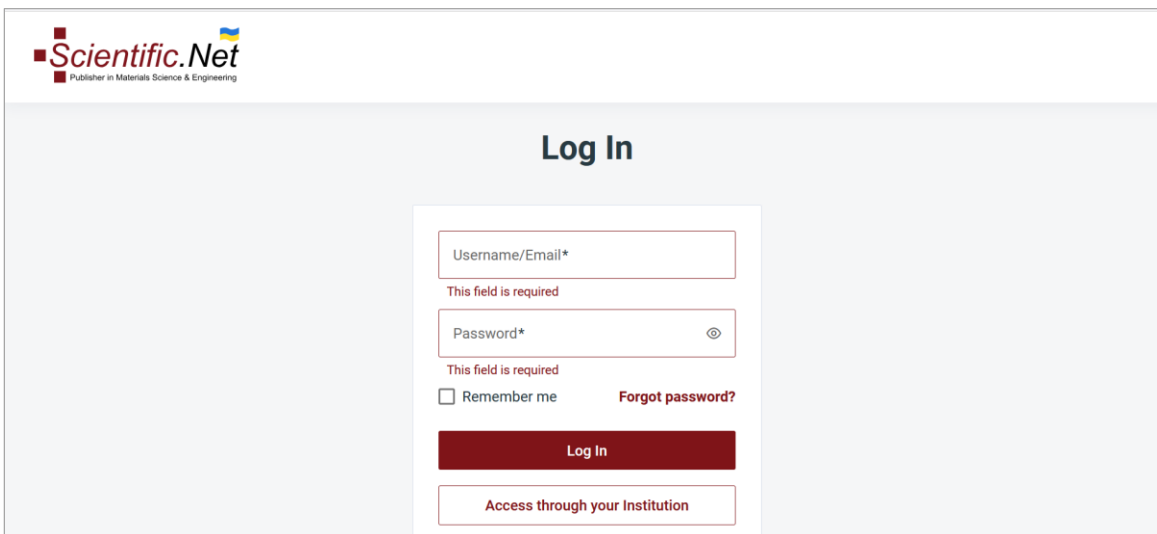
Instructions for Submitting
Manuscripts to
Scientific.net

A special issue of ICAMT 2024

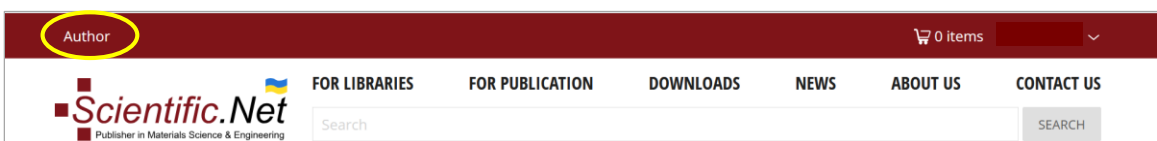
Step 1: Visit the submission website at:
<https://www.scientific.net>
Click on the “Log In” button.



Step 2: Sign in to your account

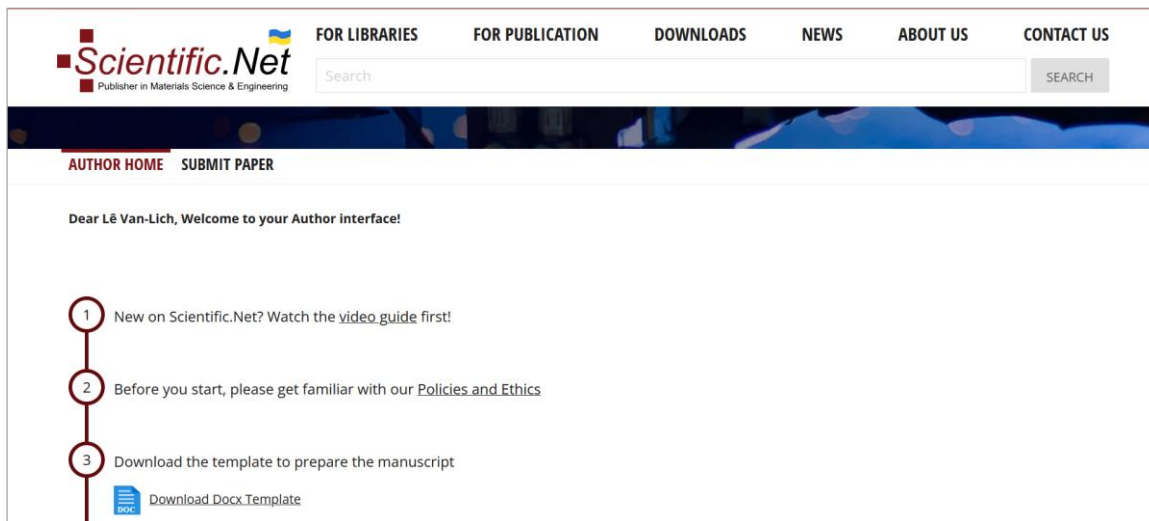


Step 3: Select “Author” role at the top of the screen to access menus and instructions for uploading your new or revised manuscripts.



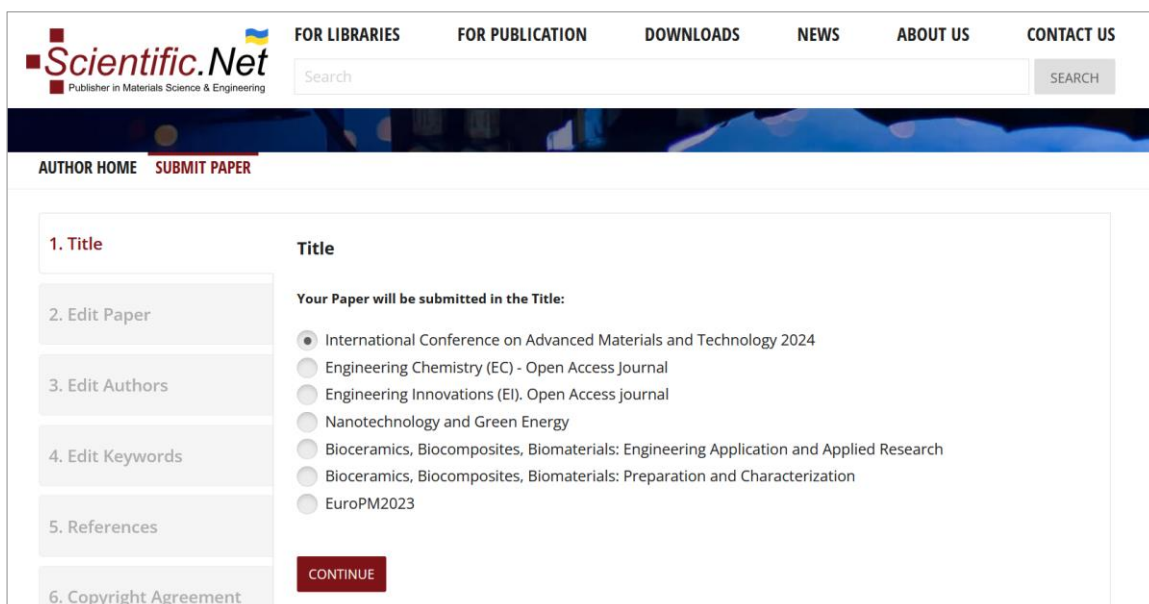
Step 4: Under the “AUTHOR HOME” tab, you can download the manuscript template.

To submit your manuscript, please select the “SUBMIT PAPER” tab.



The screenshot shows the Scientific.Net website's Author Home interface. At the top, there is a navigation bar with links for FOR LIBRARIES, FOR PUBLICATION, DOWNLOADS, NEWS, ABOUT US, and CONTACT US. A search bar is located to the right of the navigation bar. Below the navigation bar, there are two tabs: AUTHOR HOME (selected) and SUBMIT PAPER. The main content area displays a welcome message: "Dear Lê Van-Lich, Welcome to your Author interface!". Below the message, there are three numbered steps: 1. New on Scientific.Net? Watch the [video guide](#) first!; 2. Before you start, please get familiar with our [Policies and Ethics](#); 3. Download the template to prepare the manuscript. A link labeled "Download.Docx.Template" with a document icon is provided below the third step.

Step 5: Under the “Title” taskbar, choose “International Conference on Advanced Materials and Technology 2024”



The screenshot shows the Scientific.Net website's Author Home interface, specifically the "Title" selection step. The navigation bar and tabs are the same as in the previous screenshot. The main content area displays a taskbar on the left with six steps: 1. Title (selected), 2. Edit Paper, 3. Edit Authors, 4. Edit Keywords, 5. References, and 6. Copyright Agreement. The "Title" section is active, showing a list of journals and conferences. The list includes: International Conference on Advanced Materials and Technology 2024 (selected), Engineering Chemistry (EC) - Open Access Journal, Engineering Innovations (EI). Open Access journal, Nanotechnology and Green Energy, Bioceramics, Biocomposites, Biomaterials: Engineering Application and Applied Research, Bioceramics, Biocomposites, Biomaterials: Preparation and Characterization, and EuroPM2023. A "CONTINUE" button is located at the bottom of the list.

Step 6: Navigate to the “Edit Paper” taskbar, upload your manuscript files, and then click on the “UPLOAD” button.

| | |
|------------------------|---|
| 1. Title | New Paper |
| 2. Edit Paper | <p>This page is for a new manuscript submission. To upload files of a new manuscript, in the Files area, click Select file to browse Word or LaTeX files, as well as PDF file on your computer, then click Upload. The files will be transferred to our system.</p> <p>Warning! You should not upload files of revised manuscripts on this page. If you need to upload a revised manuscript, on the Author Menu, click My Papers, then, click the Title of the paper which is in Revisions status.</p> |
| 3. Edit Authors | |
| 4. Edit Keywords | |
| 5. References | |
| 6. Copyright Agreement | |
| 7. Checklist | |
| | Upload new files |
| | .DOCX/.DOC/.RTF/.ZIP file (Please upload zip file with TeX and images for LaTeX) |
| | No file chosen <input type="button" value="BROWSE"/> |
| | PDF file |
| | No file chosen <input type="button" value="BROWSE"/> |
| | <input type="button" value="UPLOAD"/> |
| | Attention! Uploaded files should be less than 64Mb |

Please review the automatically generated title and abstract of the manuscript after uploading.

| | |
|------------------------|--|
| 1. Title ✓ | Edit Paper |
| 2. Edit Paper ✓ | Paper: Your Paper's Title Starts here: Please Centeruse Helvetica (Arial) 14 |
| 3. Edit Authors | 21 KB [2024-09-11 16:04] |
| 4. Edit Keywords ✓ | 103 KB [2024-09-11 16:04] |
| 5. References | Paper Title |
| 6. Copyright Agreement | I x_2 x^2 aa Ω |
| 7. Checklist | Your Paper's Title Starts here: Please Centeruse Helvetica (Arial) 14 |
| | Abstract |
| | I x_2 x^2 aa Ω |
| | This template explains and demonstrates how to prepare your camera-ready paper for <i>Trans Tech Publications</i> . The best is to read these instructions and follow the outline of this text. Please make the page settings of your word processor to A4 format (21 x 29.7 cm or 8 x 11 inches), with the margins: bottom 1.5 cm (0.59 in) and top 2.5 cm (0.98 in), right/left margins must be 2 cm (0.78 in). We will be able to publish your paper in electronic form on our web page http://www.scientific.net if the paper format and the margins are correct. Your manuscript will be reduced by approximately 20% by the publisher. Please keep this in mind when designing your figures and tables, etc. |
| | <input type="button" value="UPDATE"/> |

Step 7: In the “Edit Authors” taskbar, add new author information by clicking on the “ADD NEW” button.

AUTHOR HOME SUBMIT PAPER MY PAPERS

Title: International Conference on Advanced Materials and Technology 2024

1. Title ✓

2. Edit Paper ✓

3. Edit Authors ✓

4. Edit Keywords ✓

5. References

6. Copyright Agreement

7. Checklist

Edit Authors

Paper: Your Paper's Title Starts here: Please Centeruse Helvetica (Arial) 14

i All of the authors of the paper should be listed in the table. By adding the co-authors, in the next steps you warrant that you have written permission to act on their behalf. [*How to change the author's position?](#)

| POS * ↑↓ | LAST NAME | FIRST NAME | EMAIL | CORRESPONDING AUTHOR | ADDRESS | REMOVE |
|----------|-----------|------------|-------|----------------------|---------|--------|
| 1 | | | | ✓ | 👁 | |

ADD NEW

Step 8: In the “Edit Keywords” taskbar, you can add, delete, and modify keywords of the manuscript if necessary.

AUTHOR HOME SUBMIT PAPER MY PAPERS

Title: International Conference on Advanced Materials and Technology 2024

1. Title ✓

2. Edit Paper ✓

3. Edit Authors ✓

4. Edit Keywords ✓

5. References

6. Copyright Agreement

7. Checklist

Edit Keywords

Paper: Your Paper's Title Starts here: Please Centeruse Helvetica (Arial) 14

Existing Keywords:

| KEYWORD | DELETE |
|--|--------|
| List The Keywords Covered In Your Paper | 🗑 |
| These Keywords Will Also Be Used By The Publisher To Produce A Keyword Index | 🗑 |

i How to type keywords correctly?

I x_2 x^2 π Ω

Add keyword as is*

LOOKUP
ADD
CLEAR

Step 9: In the “References” taskbar, the manuscript’s references are automatically loaded. Review and approve the list of references to complete this task.

- 1. Title ✓
- 2. Edit Paper ✓
- 3. Edit Authors ✓
- 4. Edit Keywords ✓
- 5. References**
- 6. Copyright Agreement
- 7. Checklist

References

Paper: **Your Paper's Title Starts here: Please Centeruse Helvetica (Arial) 14**

| REFERENCES | DOI |
|--|-----|
| [1] J. van der Geer, J.A.J. Hanraads, R.A. Lupton, The art of writing a scientific article, J. Sci. Commun. 163 (2000) 51-59. Reference to a book: | |
| [2] W. Strunk Jr., E.B. White, The Elements of Style, third ed., Macmillan, New York, 1979. Reference to a chapter in an edited book: | |
| [3] G.R. Mettam, L.B. Adams, How to prepare an electronic version of your article, in: B.S. Jones, R.Z. Smith (Eds.), Introduction to the Electronic Age, E-Publishing Inc., New York, 1999, pp.281-304. | |
| [4] R.J. Ong, J.T. Dawley and P.G. Clem: submitted to Journal of Materials Research (2003) | |
| [5] P.G. Clem, M. Rodriguez, J.A. Voigt and C.S. Ashley, U.S. Patent 6,231,666. (2001) | |
| [6] Information on http://www.weld.labs.gov.cn | |

i The number of verified references can be increased by preparing them in accordance with [our template](#). Please, re-upload a revised paper on 'Edit Paper' tab and 'Reload' references to be verified. You will be able to go to the next submission step after approving references.

RELOAD APPROVE

Step 10: Make suitable selections and then click on “ACCEPT” button.

- 1. Title ✓
- 2. Edit Paper ✓
- 3. Edit Authors ✓
- 4. Edit Keywords ✓
- 5. References ✓
- 6. Copyright Agreement**
- 7. Checklist

Copyright Agreement

Paper: **Your Paper's Title Starts here: Please Centeruse Helvetica (Arial) 14**

Copyright Agreement

Title: **International Conference on Advanced Materials and Technology 2024**

The undersigned author has submitted a manuscript titled: "**Your Paper's Title Starts here: Please Centeruse Helvetica (Arial) 14**"

(the "Paper") to be published in one of the periodicals by Trans Tech Publications Ltd., Seestrasse 24c, CH-8806 Baech, Switzerland (the "Publisher").

A. The author grants to the Publisher the exclusive rights to the Paper during the full term of copyright, the rights comprised in the copyright of the Paper, including but not limited to the right to publish the Paper and the material contained therein throughout the world, in all languages and in all media of expression now known or later developed,

Author's own work Government work Work made for hire

I confirm that I have been entitled by all authors to sign this Agreement on their behalf

ACCEPT

Step 11: Mark the check box next to each item on the checklist and then click on the “SUBMIT” button to submit the manuscript.

| | |
|--------------------------|---|
| 1. Title ✓ | Checklist Paper: Your Paper's Title Starts here: Please Centeruse Helvetica (Arial) 14 <ul style="list-style-type: none">* <input checked="" type="checkbox"/> I am aware of the information on Policy and Ethics.* <input checked="" type="checkbox"/> I used personal login credentials to access my account on https://www.scientific.net.* <input checked="" type="checkbox"/> I downloaded the Word/LaTeX template from the Participant Home page and prepared the manuscript as given in the template.* <input checked="" type="checkbox"/> I used page settings A4 I only used the fonts Times Roman (Times New Roman) and Helvetica (Arial) for the entire document including special characters ($\alpha \gamma \mu \Omega \int \geq \pm \bullet \Gamma \{11 0\}$) because using other fonts will cause incorrect display of text or may change a special character to a square. I wrote the paper in English; I didn't use any other language (even in Figures).* <input checked="" type="checkbox"/> I uploaded Word file (.doc or .docx) or LaTeX files (.tex) together with the PDF file.* <input checked="" type="checkbox"/> I accepted the terms of the Copyright Agreement and received the PDF copy by email.* <input checked="" type="checkbox"/> I added authors' full first and last names, affiliation and contact emails.* <input checked="" type="checkbox"/> I added keywords that describe the subject of the research and methods used.<input type="checkbox"/> I suspect a potential conflict of interest (please email the details of the case to authors@scientific.net).<input type="checkbox"/> I included color pictures and wish to have these printed in full color (please send an email to authors@scientific.net for more details). Online and on CD/DVD the pictures will always be shown in color, free of charge.<input type="checkbox"/> I'd like to pay additional fee to publish the paper in Open Access under CC BY 4.0 License (please send your request to authors@scientific.net).<input type="checkbox"/> I use my ORCID id<input type="checkbox"/> I would like to receive Trans Tech Publications Ltd Newsletter <div style="text-align: right;"><input type="button" value="SUBMIT"/></div> |
| 2. Edit Paper ✓ | |
| 3. Edit Authors ✓ | |
| 4. Edit Keywords ✓ | |
| 5. References ✓ | |
| 6. Copyright Agreement ✓ | |
| 7. Checklist | |

You will receive a notification sent to your registered email to confirm your submission.